

Technische Daten: Art.-Nr.: 580080

Wandaußenmaß: 575 x 777 cm

Bohlenstärke: 70 mm



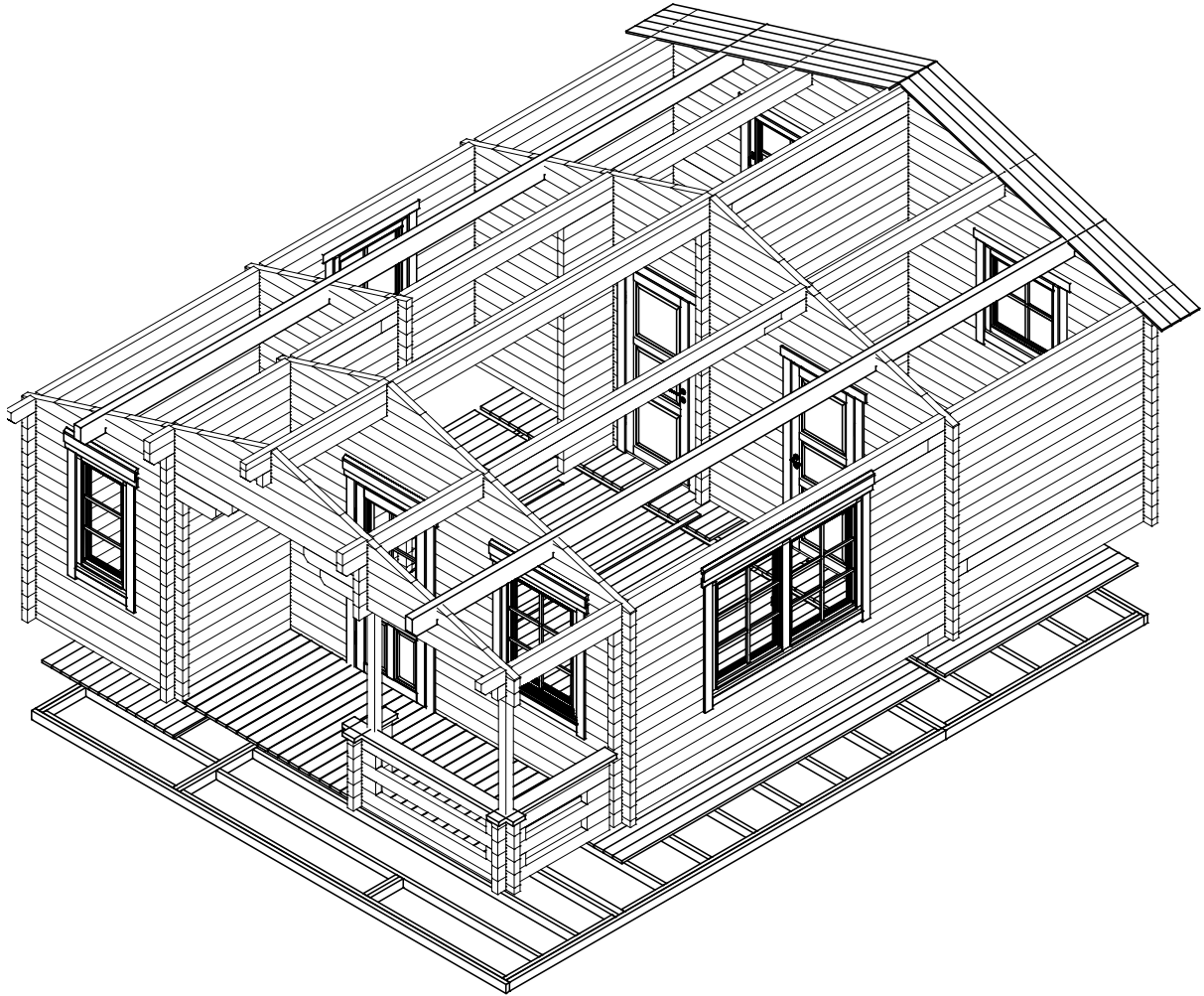
Spessart 92-D, durch Kunden farblich endbehandelt

Kontrolliert durch:

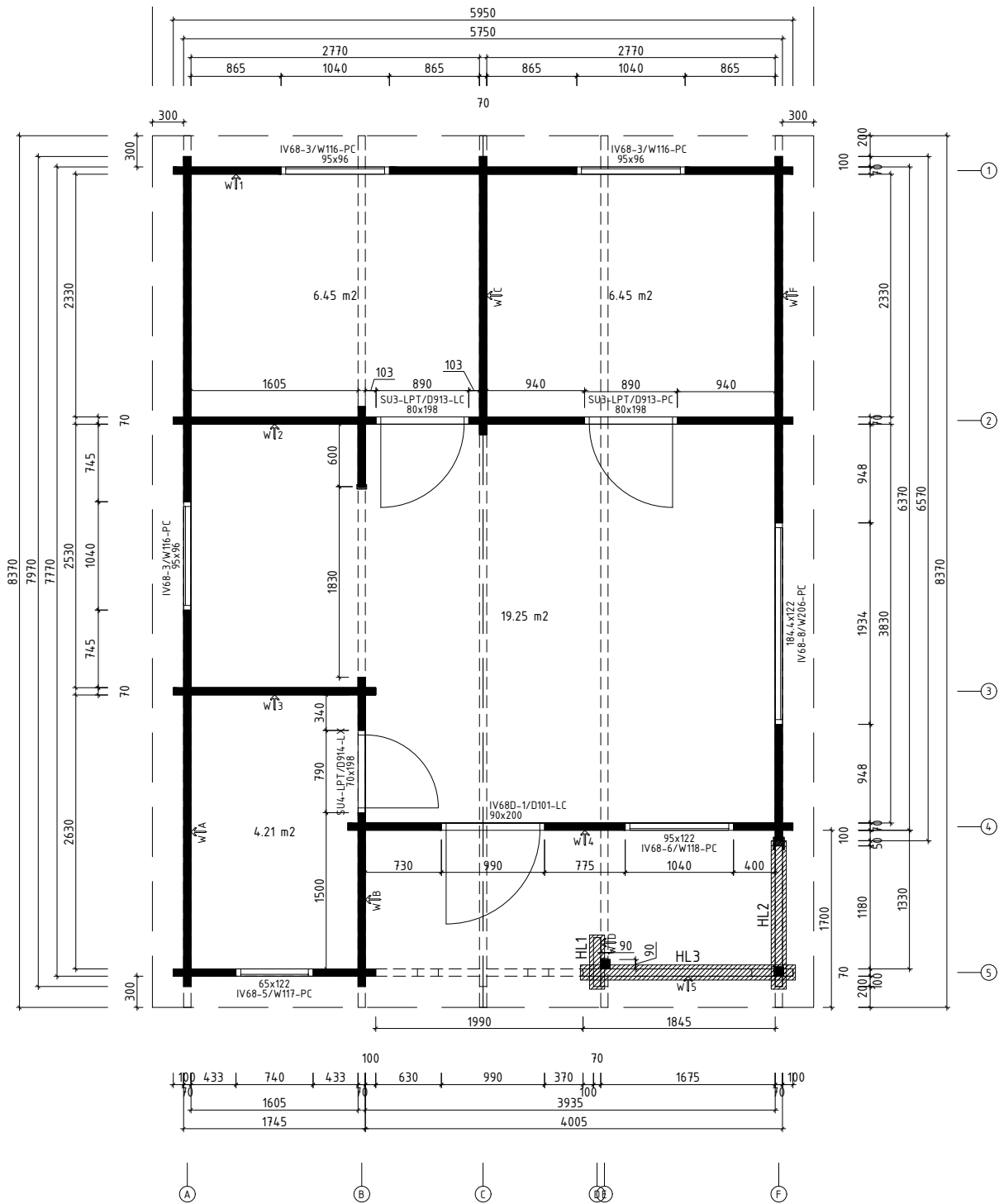
Empty box for signature or name.

Achtung: Alle angegebenen Maße sind ca.-Maße!

3D Darstellung 580080



Grundriss 580080

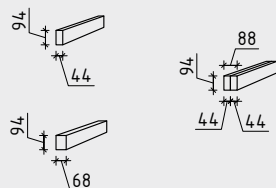
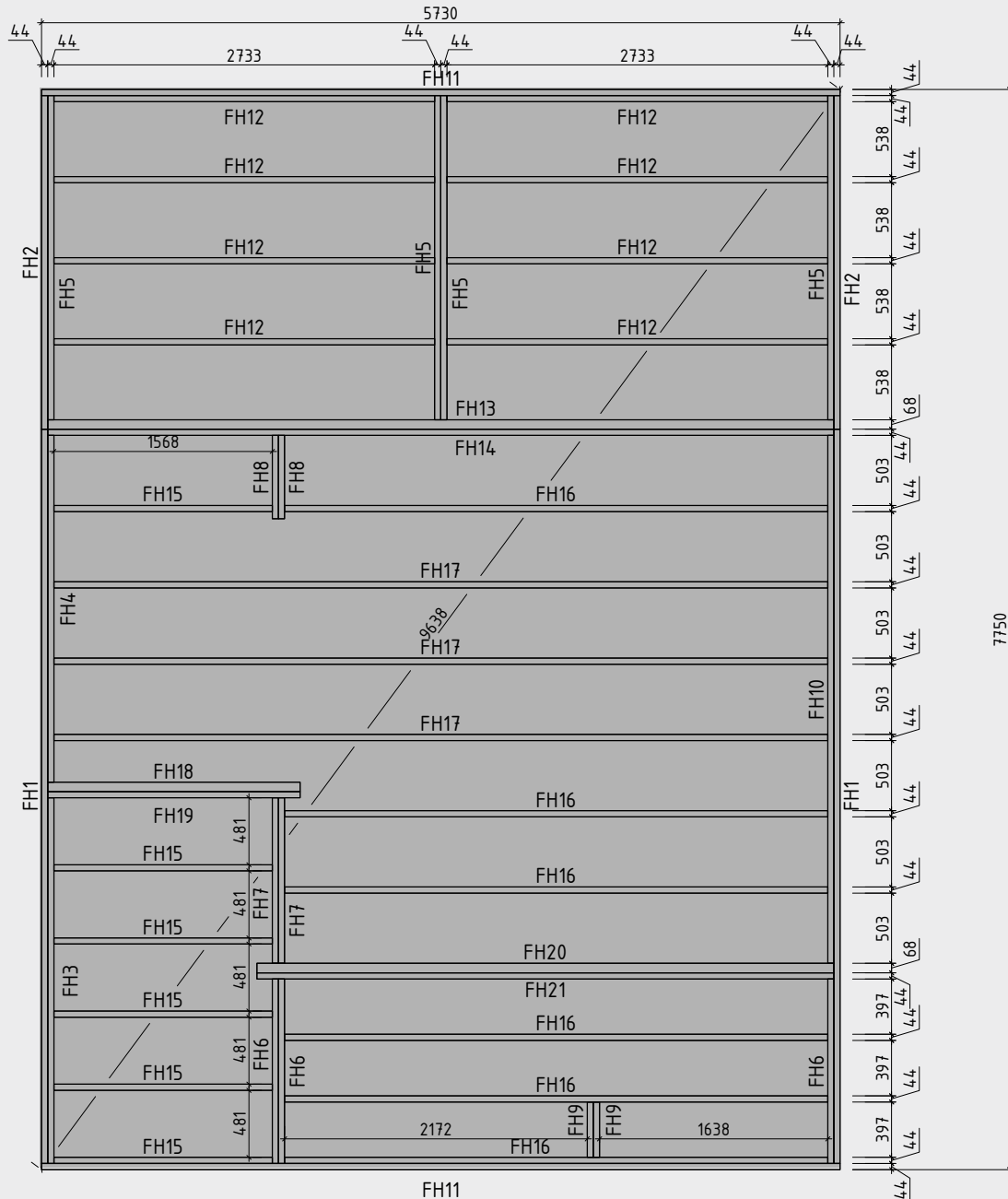


Q6 – Qualitätsklasse für Fenster und Türen

* Fenster und Türen sind mit Sprossen

Lagerholzplan und Fundamentplan 580080

Wir empfehlen als Fundament für Ihr Gartenhaus eine vollflächig festgegründete, gepflasterte oder betonierte Fläche.
Wahlweise ist auch ein Punkt- oder Streifenfundament möglich.



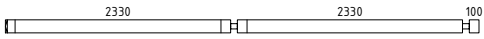

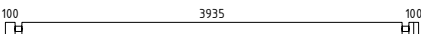
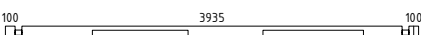
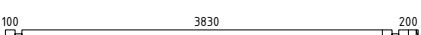
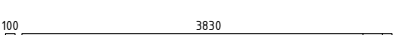


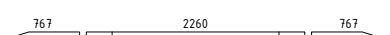


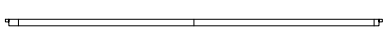













Teileliste 1

580080

Pos		Stck	Profil (mm)	Länge (mm)
001		1	70x135	5950
002		1	70x135	5950
003		1	70x135	5950
004		1	70x135	5950
005		8	70x135	5950
006		1	70x135	5950
007		1	70x68	5950
008		1	70x135	5670
009		1	70x119	5635
010		1	70x119	5635
011		1	70x135	5635
012		1	70x135	5635
013		1	70x135	5635
014		1	70x135	5570
015		1	70x135	5435
016		3	70x135	5435
017		1	70x135	5300
018		1	70x135	5200
019		1	70x135	5178
020		1	70x135	5178
021		1	70x135	5178
022		1	70x135	5135
023		1	70x135	5135
024		1	70x135	5135
025		1	70x135	5135


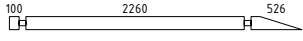
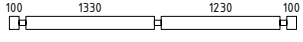
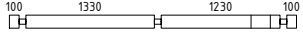



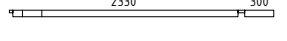


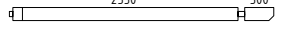




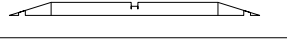

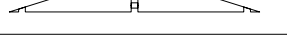







Teileliste 2

580080

Pos		Stck	Profil (mm)	Länge (mm)
026		1	70x135	4900
027		1	70x135	4275
028		1	70x135	4275
029		1	70x135	4275
030		1	70x135	4270
031		2	70x135	4035
032		1	70x135	4035
033		1	70x135	4035
034		1	70x135	3935
035		1	70x135	3935
036		1	70x135	3935
037		1	70x67	3900
038		1	70x135	3889
039		1	70x135	3800
040		2	70x135	3615
041		5	70x135	3615
042		1	70x135	3518
043		7	70x135	3518
044		1	70x135	3518
045		1	70x135	3452
046		2	70x135	3452
047		1	70x135	3315
048		6	70x135	3315
049		1	70x135	3270
050		1	70x135	3267

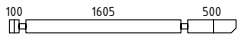
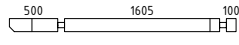
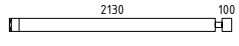
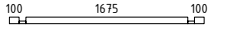


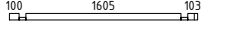

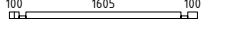


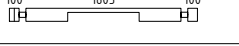



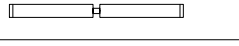







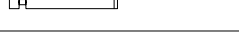

Teileliste 3

580080

Pos		Stck	Profil (mm)	Länge (mm)
051		1	70x135	3070
052		1	70x135	3026
053		3	70x135	2970
054		1	70x135	2970
055		4	70x135	2835
056		1	70x135	2800
057		2	70x135	2770
058		1	70x67	2735
059		1	70x135	2735
060		1	70x135	2735
061		1	70x135	2735
062		1	70x119	2735
063		1	70x119	2735
064		20	70x135	2670
065		1	70x135	2670
066		1	70x135	2589
067		1	70x135	2589
068		2	70x135	2589
069		1	70x135	2545
070		1	70x135	2545
071		6	70x135	2535
072		2	70x135	2535
073		1	70x68	2385
074		5	70x135	2385
075		1	70x135	2385


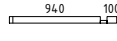
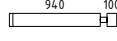


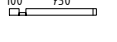

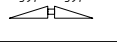


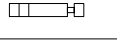
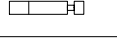
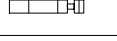


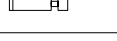

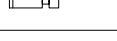

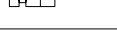
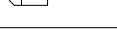




Teileliste 4

580080

Pos		Stck	Profil (mm)	Länge (mm)
076		1	70x135	2345
077		1	70x135	2345
078		2	70x135	2300
079		1	70x68	2015
080		2	70x135	2015
081		1	70x135	2015
082		1	70x68	1948
083		14	70x135	1948
084		1	70x68	1945
085		5	70x135	1945
086		1	70x135	1945
087		1	70x135	1945
088		1	70x135	1945
089		16	70x135	1945
090		1	70x68	1945
091		7	70x135	1800
092		1	70x67	1735
093		4	70x135	1726
094		15	70x135	1670
095		1	70x135	1559
096		2	70x135	1350
097		1	70x135	1350
098		1	70x68	1350
099		9	70x135	1118
100		1	70x68	1113


























Teileliste 5

580080

Pos		Stck	Profil (mm)	Länge (mm)
101		14	70x135	1113
102		1	70x68	1110
103		14	70x135	1110
104		14	70x135	1035
105		1	70x135	937
106		1	70x68	900
107		14	70x135	900
108		4	70x124	863
109		8	70x135	775
110		8	70x135	770
111		6	70x135	770
112		4	70x135	770
113		1	70x135	770
114		1	70x135	696
115		8	70x135	603
116		8	70x135	603
117		8	70x135	570
118		15	70x135	510
119		1	70x68	470
120		5	70x135	470
121		1	70x135	395
122		6	70x135	340
123		2	70x135	270
124		1	70x135	270
125		3	70x135	270








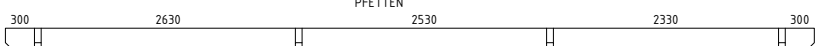
















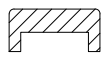
Teileliste 6

580080

Pos		Stck	Profil (mm)	Länge (mm)
126		1	70x83	265
127		8	70x38	120
FH13	FUNDAMENTHÖLZER (imprägniert) 	1	68x94	5642
FH20	FUNDAMENTHÖLZER (imprägniert) 	1	68x94	4141
FH18	FUNDAMENTHÖLZER (imprägniert) 	1	68x94	1811
FH11	FUNDAMENTHÖLZER (imprägniert) 	2	44x94	5730
FH14	FUNDAMENTHÖLZER (imprägniert) 	1	44x94	5642
FH17	FUNDAMENTHÖLZER (imprägniert) 	3	44x94	5554
FH1	FUNDAMENTHÖLZER (imprägniert) 	2	44x94	5268
FH21	FUNDAMENTHÖLZER (imprägniert) 	1	44x94	4141
FH16	FUNDAMENTHÖLZER (imprägniert) 	6	44x94	3898
FH10	FUNDAMENTHÖLZER (imprägniert) 	1	44x94	3788
FH12	FUNDAMENTHÖLZER (imprägniert) 	8	44x94	2733
FH3	FUNDAMENTHÖLZER (imprägniert) 	1	44x94	2624
FH4	FUNDAMENTHÖLZER (imprägniert) 	1	44x94	2488
FH2	FUNDAMENTHÖLZER (imprägniert) 	2	44x94	2394
FH5	FUNDAMENTHÖLZER (imprägniert) 	4	44x94	2326
FH19	FUNDAMENTHÖLZER (imprägniert) 	1	44x94	1811
FH15	FUNDAMENTHÖLZER (imprägniert) 	6	44x94	1568
FH6	FUNDAMENTHÖLZER (imprägniert) 	3	44x94	1324
FH7	FUNDAMENTHÖLZER (imprägniert) 	2	44x94	1188
FH8	FUNDAMENTHÖLZER (imprägniert) 	2	44x94	598
FH9	FUNDAMENTHÖLZER (imprägniert) 	2	44x94	397
HL3	HANDLAUF 	✓ 1	145x44	2065
HL2	HANDLAUF 	✓ 1	145x44	1425


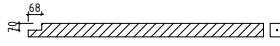






















Teileliste 7

580080

Pos		Stck	Profil (mm)	Länge (mm)
HL1	HANDLAUF 	✓ 1	145x44	520
LE4	LEISTE 	1	58x18	3830
LE3	LEISTE 	1	58x18	3730
LE5	LEISTE 	1	58x18	2330
LE2	LEISTE 	1	58x18	2230
LE1	LEISTE 	1	58x18	1830
PF2	PFETTEN 	1	80x200	8370
PF1	PFETTEN 	1	80x200	8370
	DACHBRETTER 	150+2	113x18	3325
	FUSSBODENBRETTER 	35+2	113x28	3825
	FUSSBODENBRETTER 	15	113x28	2625
	FUSSBODENBRETTER 	15	113x28	2525
	FUSSBODENBRETTER 	50	113x28	2325
	TERRASSENBRETTER (imprägniert) 	18+1	120x28	1395
	TERRASSENBRETTER (imprägniert) 	14	120x28	1325
	ABDECKLEISTEN für Decke (innen) 	✓	15x28	57,0 lfdm
	FUSSBODENLEISTEN 	✓	14x55	52,0 lfdm
G02-1	GIEBELBRETTER 18x120  17,4°	✓ 4	18x120	3405
G01-1	GIEBELBRETTER 18x95  17,4°	✓ 4	18x95	3405
G06-1	GIEBELDECKLEISTEN 18x58 	✓ 4	18x58	3405
G08-1	GIEBELLEISTEN 18x58  17,4°	✓ 4	18x58	3405
T01-1	TRAUFENBRETTER 18x95 	4	18x95	4185
T06-1	TRAUFENLEISTEN 18x40 	✓	18x40	17,0 lfdm
GS	Giebelsegment 	2		
UP6-1	U-PROFIL 70 	✓ 1	44x94	2565


























Teileliste 8

580080

Pos			Stck	Profil (mm)	Länge (mm)	
TP90-1	STÜTZPFOSTEN 90x90		✓	1	90x90	1215
TP90-2	STÜTZPFOSTEN 90x90		✓	1	90x90	2025
TL70-1	T-LEISTE 70			6	45x70	895
TL70-2	T-LEISTE 70			4	45x70	1030
TL70-3	T-LEISTE 70			2	45x70	1165
TL70-4	T-LEISTE 70			6	45x70	1910
TL70-5	T-LEISTE 70			2	45x70	1975
A70-1	ADAPTER 70		✓	1	120x106	745
ML1	Metallstange			2	D10	1170
ML2	Metallstange			2	D10	1040
ML3	Metallstange			5	D10	900
ML4	Metallstange			1	D10	630
ML5	Metallstange			3	D10	430
ML6	Metallstange			10	D10	360
ML7	Metallstange			4	D10	340
SH	Schlaghölzer			3		
KP-1	DACHPAPPE		✓		8,4m-8st.	73,0 lfdm
NG01	DACHPAPPNÄGEL 2.8x15			1160		
NG04	NÄGEL 2.5x50	Dachbretter		1200		
SR32	SCHRAUBEN 3.0x30	Abdeckleisten 28x15 FBleiste Traufenleiste 40x18		252		
SR37	SCHRAUBEN 3.5x45	U-Profil, Leiste LE1-LE5 Verbindungsstreifen		117		
SR350	SCHRAUBEN 3.5x45 C3	Handlauf		14		
SR350	SCHRAUBEN 3.5x45 C3	Fenster- und Türleisten		236		
SR350	SCHRAUBEN 3.5x45 C3	Giebelbretter		64		

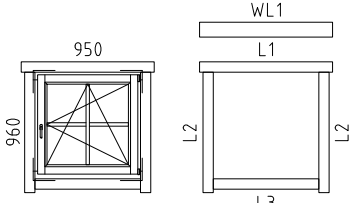
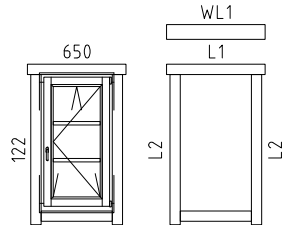
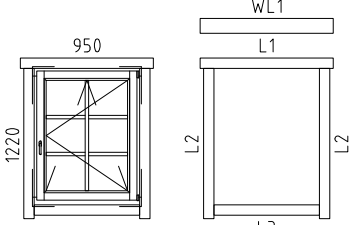
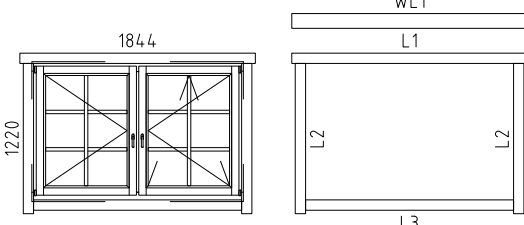
Teileliste 9

580080

Pos			Stck	Profil (mm)	Länge (mm)
SR3 550	SCHRAUBEN 3.5x45 C3	Giebelleisten		64	
SR3 550	SCHRAUBEN 3.5x45 C3	Giebelsegment		4	
SR3 550	SCHRAUBEN 3.5x45 C3	Traufenbretter		40	
SR4 060	SCHRAUBEN 4.0x60 C3	Wasserleisten		21	
SR4 210	SCHRAUBEN 4.2x55 C2	28mm Fussbodenbretter		740	
SR4 220	SCHRAUBEN 4.2x65 C3	28mm Terrassenbretter		256	
SR57	SCHRAUBEN 5.0x100	Fundamenthölzer		204	
SR55	SCHRAUBEN 5.0x70	Stützpfeiler		20	
HK2	HOLZ-KLOTZEN für verbinden der Wandbohlen (122mm)			6	
VS	VERBINDUNGSSTREIFEN für verbinden der Wandbohlen			19	
VP2	Verstellbare Pfostenstütze M16			2	
KN01	die Fliese mit Nagel 2.0x40 (für Zapfenfüllung)			7	
KL1	Gewindestange M8			4	2000
KL2	Gewindestange M8			2	810
KL3	Gewindestange M8			1	794
KL4	Gewindestange M8			2	743
KL5	Gewindestange M8			1	405
KL6	Gewindestange M8			4	393
KL7	Gewindestange M8			3	338
KL8	Gewindestange M8			1	270
KL9	Gewindestange M8			10	254
KV M UT M8	Mutter M8			48	
KV S EIB M8X25	U-Scheibe M8 Ø25			48	
KV MU TJ M8	Befestigungsmutter M8			4	
LMT01	Schlagmutter M8			2	

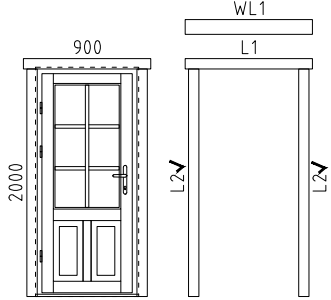
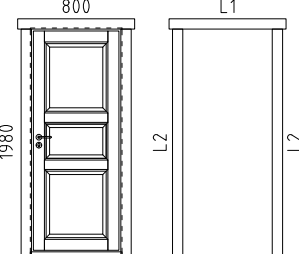
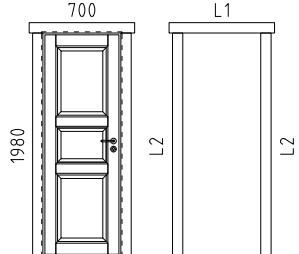
Teileliste 10

580080

Pos		Stck	Profil (mm)	Länge (mm)
DBA ND-1	DICHTUNGSBAND (letzte Bohlenkranz Seitenwander)			17,0 lfdm
	<p>FENSTER <u>Q6</u> W6-S70P-04C-09500960</p>  <p>IV68-3/W116-PC</p> <p>L1 18x90 L=1160mm 2 Stck. L2 18x90 L=1050mm 4 Stck. L3 18x90 L=920mm 2 Stck. ✓ WL1 36x129 L=1160mm 1 Stck.</p>	3		
	<p>FENSTER <u>Q6</u> W6-S70P-03C-06501220</p>  <p>IV68-5/W117-PC</p> <p>L1 18x90 L=860mm 2 Stck. L2 18x90 L=1310mm 4 Stck. L3 18x90 L=620mm 2 Stck. ✓ WL1 36x129 L=860mm 1 Stck.</p>	1		
	<p>FENSTER <u>Q6</u> W6-S70P-06C-09501220</p>  <p>IV68-6/W118-PC</p> <p>L1 18x90 L=1160mm 2 Stck. L2 18x90 L=1310mm 4 Stck. L3 18x90 L=920mm 2 Stck. ✓ WL1 36x129 L=1160mm 1 Stck.</p>	1		
	<p>FENSTER <u>Q6</u> W6-S70P-06C-18441220</p>  <p>IV68-8/W206-PC</p> <p>L1 18x90 L=2055mm 2 Stck. L2 18x90 L=1310mm 4 Stck. L3 18x90 L=1815mm 2 Stck. ✓ WL1 36x129 L=2055mm 1 Stck.</p>	1		

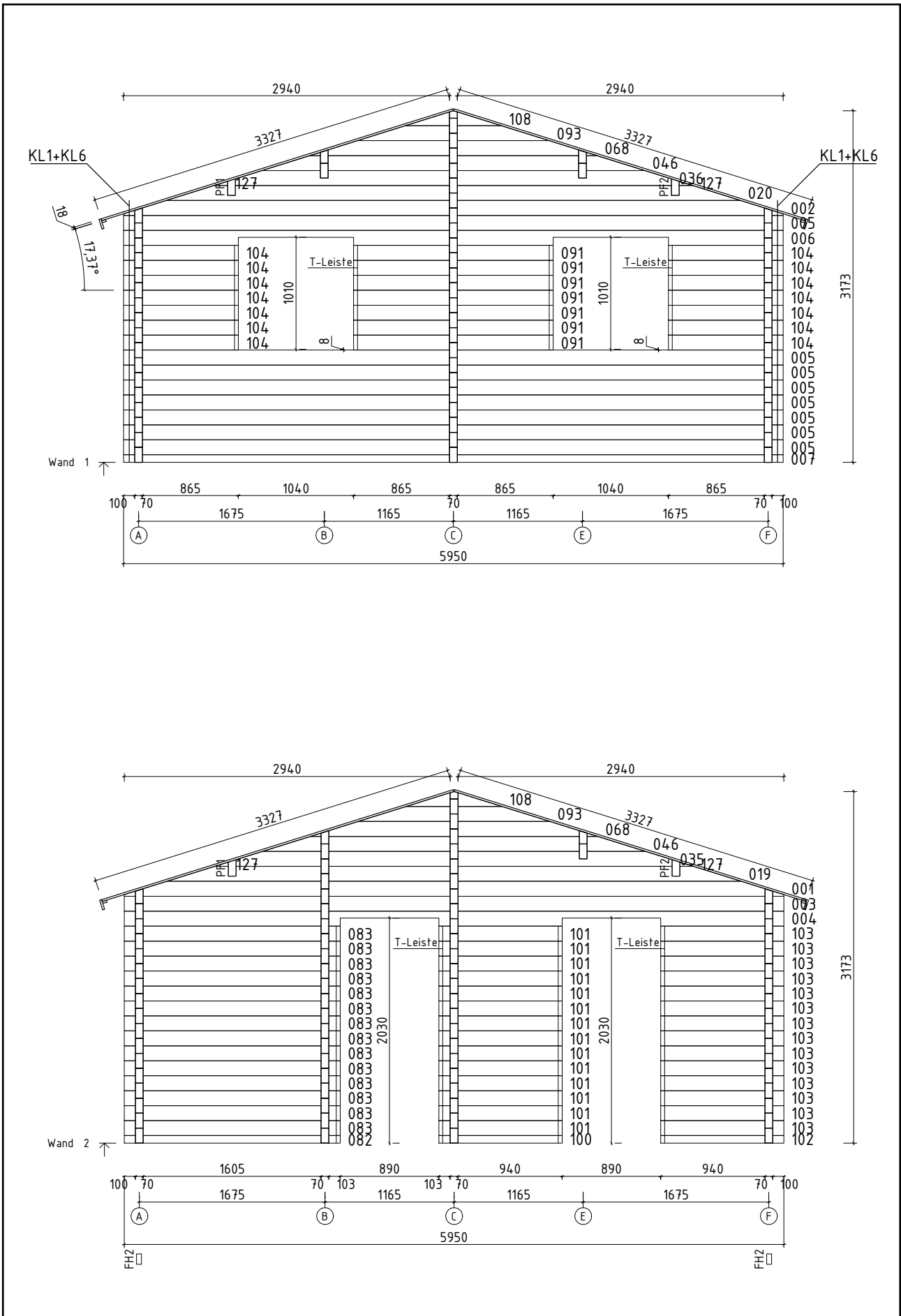
Teileliste 11

580080

Pos		Stck	Profil (mm)	Länge (mm)
	<p>TÜR <u>Q6</u> D6-S70L-56C-09002000</p>  <p>IV68D-1 (200)/D101-LC</p> <p>L1 18x90 L=1110mm 2x L2 18x90 L=1985mm 4x ✓ WL1 36x129 L=1110mm 1x</p> <p>DIN links</p>	1		
	<p>TÜR <u>Q6</u> D0-I70R-XXX-08001980 D0-I70L-XXX-08001980</p>  <p>SU3_LPT/D913-RX+D913-LX</p> <p>L1 18x90 L=1020mm 2x L2 18x90 L=1970mm 4x ✓</p> <p>DIN 1xrechts; 1xlinks</p>	2		
	<p>TÜR <u>Q6</u> D0-I70L-XXX-07002080</p>  <p>SU4_LPT/D914-LX</p> <p>L1 18x90 L=920mm 2x L2 18x90 L=1970mm 4x ✓</p> <p>DIN links</p>	1		
	<p>✓ - bitte selber anpassen (falls nötig)!</p>			

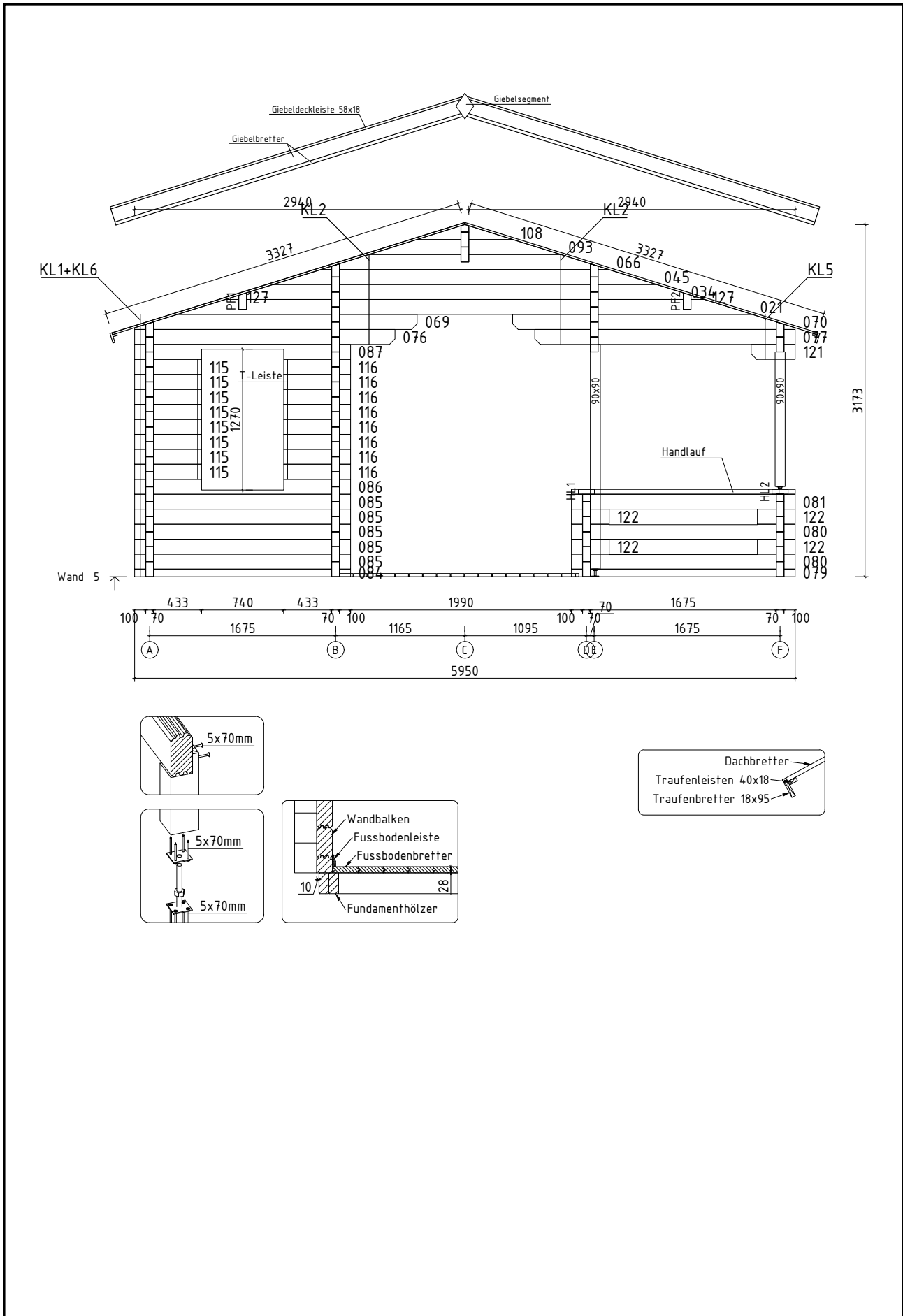
Wandplan 1 und 2

580080



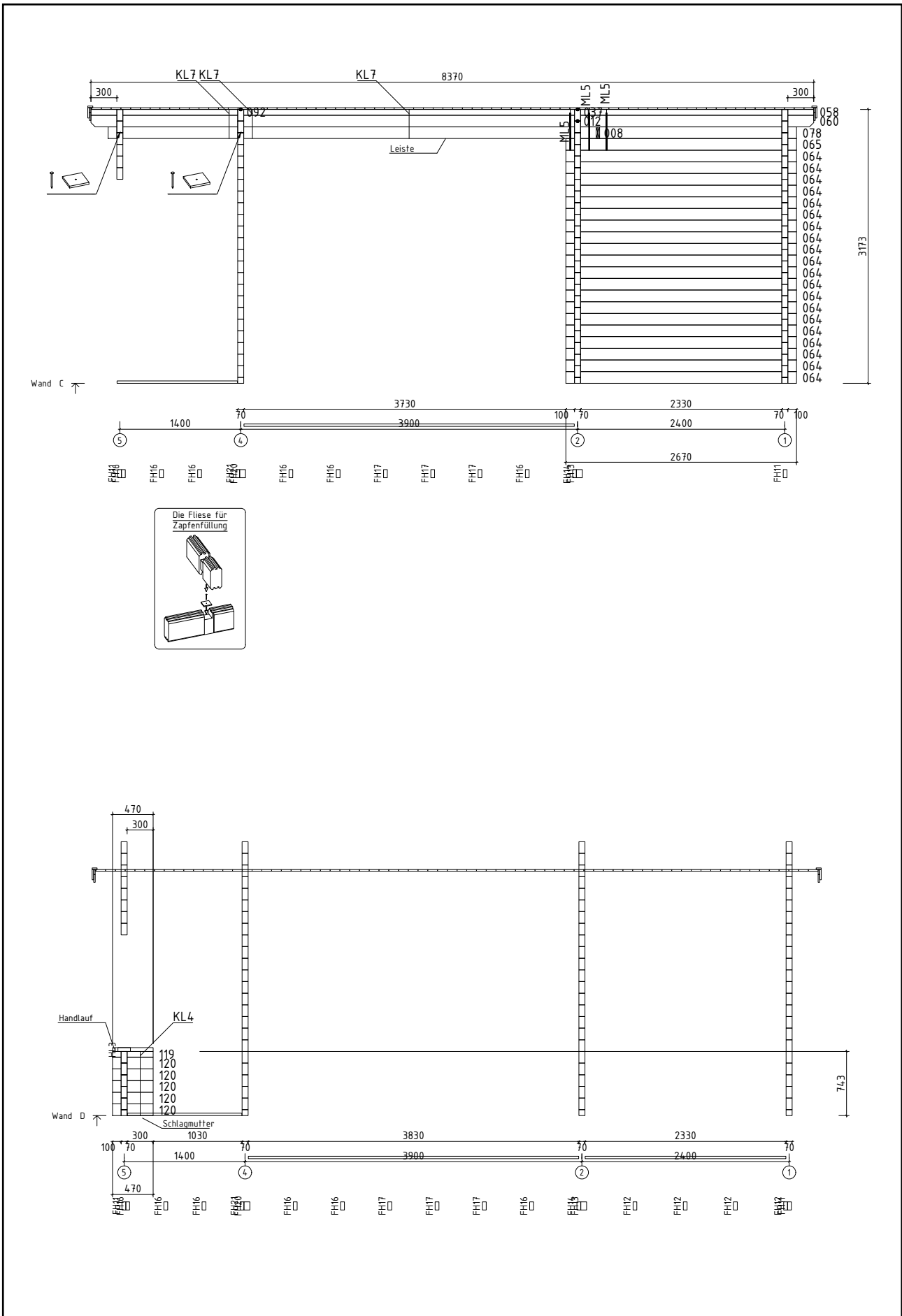
Wandplan 5

580080



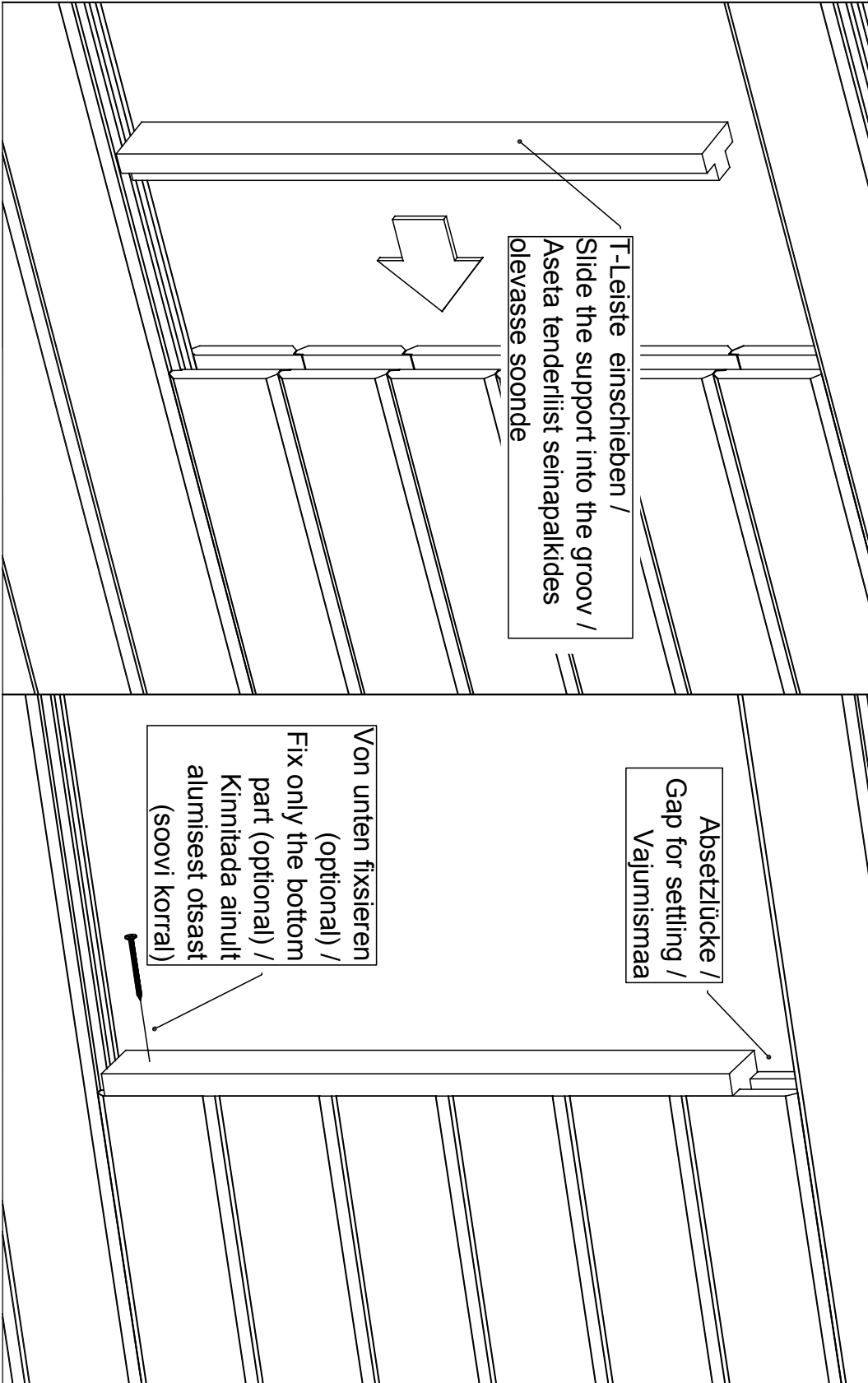
Wandplan C und D

580080



Details 580080

Montageanleitung für T-Leisten / Installing the door and window supports / Tenderliistu paigaldusjuhend.



Details 580080

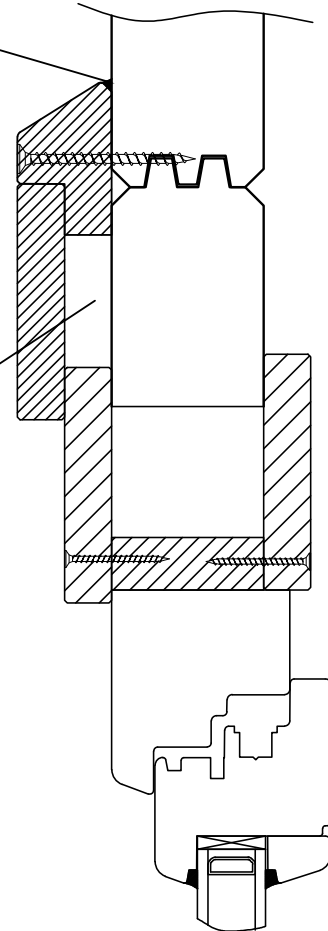
Vihmaliist / Rain strip / Wasserleiste

Q5-Q6

*Silikoon
*Silicon
*Silikon

*Vajumispiilu
*Settling gap
*Senkungs spalt

ca 40-50mm



NB!

- Monteerida juhul kui ese on välja toodud maja spetsifikatsioonis!
- Install only if the item is listed in the house specification!
- Nur montieren wenn die Leiste in der Teileliste gezeigt ist!

Veepilek / Window sill / Fensterbank

4,2x16

